

1 2 3 4 5 6 7 8

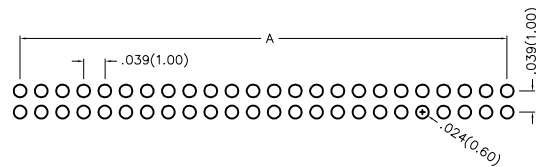
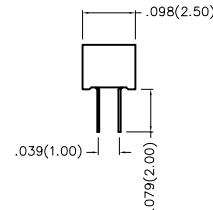
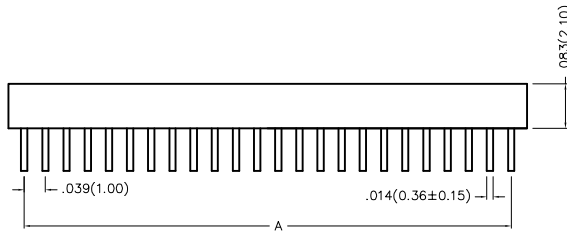
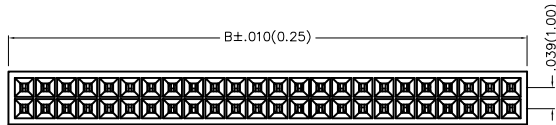
REV	LOCATIONS	DESCRIPTION	DATE	REVISER	APPD
1	△	Add the size table	27/FEB/20	KATE	FRANK
2	△	Amend Electrical specification	14/JUN/24	KATE	LEO

Electrical

Current Rating: 1A AC(rms)/DC
 Voltage Rating: 250V AC(rms)/DC
 Contact Resistance: 20 mΩ Max
 Insulation Resistance: 1000 MΩ MIN
 Withstanding Voltage: 500V AC r.m.s △
 Temperature Range—Operating: -40°C~+85°C

Material and Plating

Housing: PA6T(UL 94V-0)
 Contact Pin: Phosphor Bronze
 Plating: Gold Plated



Recommended P.C.Board Layout

Ordering Information

FFH 100 05 — D XX S 1 XX 4 K6 X
 1 2 3 4 5 6 7 8 9 10 11

1	Category FFH—Female Header	2	Series Number 100—Pitch 1.0mm	3	Distinction No. 05	4	Row Option D—Double Row	5	Circuits XX	6	Entry Angle S—180° Vertical
7	Plating 1—Gold Plated	8	Thickness of Plating 00—Gold Flash 05—5μ" Custom plate available	9	Material—Resin 4—PA6T	10	Color—Resin K6—Black	11	Packaging L—Tube K—Tray		

<p>THIRD ANGLE PROJECTION</p>	GENERAL TOLERANCES (UNLESS SPECIFIED)		APPROVE BY FRANK	DATE 10/JUL/13	PART NO. FFH10005—DXXS1XX4K6X	ITEM NO. FFH10005	<p>Building Technology Cornerstone</p>
	X.±.012(0.30)	X.±5'	CHECKED BY CHERRY	DATE 10/JUL/13	TITLE Board to Board (Female Header) Pitch 1.0mm 180° Vertical (DIP)		
DESIGN UNITS Inch (metric)	X.X±.008(0.20)	.X'±2'	DRAWN BY JACOB	DATE 10/JUL/13	THIS DRAWING CONTAINS INFORMATION THAT IS PROPRIETARY TO TXGA INDUSTRIAL ELECTRONICS(S.Z)CO.,LTD AND SHOULD NOT BE USED WITHOUT WRITTEN PERMISSION		
SCALE 5:1	SIZE A4	X.XX±.006(0.15)					
		X.XXX±.004(0.10)					

1 2 3 4 5 6 7 8

REV	LOCATIONS	DESCRIPTION	DATE	REVISER	APPD



Circuits (n)	Part No.	Dimensions(in/mm)		Circuits (n)	Part No.	Dimensions(in/mm)	
		A	B			A	B
4	FFH10005-D04S1XX4K6X	.039(1.00)	.094(2.40)	44	FFH10005-D44S1XX4K6X	.827(21.00)	.882(22.40)
6	FFH10005-D06S1XX4K6X	.079(2.00)	.134(3.40)	46	FFH10005-D46S1XX4K6X	.866(22.00)	.921(23.40)
8	FFH10005-D08S1XX4K6X	.118(3.00)	.173(4.40)	48	FFH10005-D48S1XX4K6X	.906(23.00)	.961(24.40)
10	FFH10005-D10S1XX4K6X	.157(4.00)	.213(5.40)	50	FFH10005-D50S1XX4K6X	.945(24.00)	1.000(25.40)
12	FFH10005-D12S1XX4K6X	.197(5.00)	.252(6.40)	52	FFH10005-D52S1XX4K6X	.984(25.00)	1.039(26.40)
14	FFH10005-D14S1XX4K6X	.236(6.00)	.291(7.40)	54	FFH10005-D54S1XX4K6X	1.024(26.00)	1.079(27.40)
16	FFH10005-D16S1XX4K6X	.276(7.00)	.331(8.40)	56	FFH10005-D56S1XX4K6X	1.063(27.00)	1.118(28.40)
18	FFH10005-D18S1XX4K6X	.315(8.00)	.370(9.40)	58	FFH10005-D58S1XX4K6X	1.102(28.00)	1.157(29.40)
20	FFH10005-D20S1XX4K6X	.354(9.00)	.409(10.40)	60	FFH10005-D60S1XX4K6X	1.142(29.00)	1.197(30.40)
22	FFH10005-D22S1XX4K6X	.394(10.00)	.449(11.40)	62	FFH10005-D62S1XX4K6X	1.181(30.00)	1.236(31.40)
24	FFH10005-D24S1XX4K6X	.433(11.00)	.488(12.40)	64	FFH10005-D64S1XX4K6X	1.220(31.00)	1.276(32.40)
26	FFH10005-D26S1XX4K6X	.472(12.00)	.528(13.40)	66	FFH10005-D66S1XX4K6X	1.260(32.00)	1.315(33.40)
28	FFH10005-D28S1XX4K6X	.512(13.00)	.567(14.40)	68	FFH10005-D68S1XX4K6X	1.299(33.00)	1.354(34.40)
30	FFH10005-D30S1XX4K6X	.551(14.00)	.606(15.40)	70	FFH10005-D70S1XX4K6X	1.339(34.00)	1.394(35.40)
32	FFH10005-D32S1XX4K6X	.591(15.00)	.646(16.40)	72	FFH10005-D72S1XX4K6X	1.378(35.00)	1.433(36.40)
34	FFH10005-D34S1XX4K6X	.630(16.00)	.685(17.40)	74	FFH10005-D74S1XX4K6X	1.417(36.00)	1.472(37.40)
36	FFH10005-D36S1XX4K6X	.669(17.00)	.724(18.40)	76	FFH10005-D76S1XX4K6X	1.457(37.00)	1.512(38.40)
38	FFH10005-D38S1XX4K6X	.709(18.00)	.764(19.40)	78	FFH10005-D78S1XX4K6X	1.496(38.00)	1.551(39.40)
40	FFH10005-D40S1XX4K6X	.748(19.00)	.803(20.40)	80	FFH10005-D80S1XX4K6X	1.535(39.00)	1.591(40.40)
42	FFH10005-D42S1XX4K6X	.787(20.00)	.843(21.40)				

<p>THIRD ANGLE PROJECTION</p>	GENERAL TOLERANCES (UNLESS SPECIFIED)		APPROVE BY	DATE	PART NO.	ITEM NO.	<p>Building Technology Cornerstone</p>
	X.±.012(0.30)	X:±5'	FRANK	10/JUL/13	FFH10005-DXXS1XX4K6X	FFH10005	
	X.X±.008(0.20)	.X:±2'	CHECKED BY	DATE	TITLE		
	X.XX±.006(0.15)	.XX:±1'	CHERRY	10/JUL/13	Board to Board (Female Header) Pitch 1mm 180° Vertical (DIP)	REV 2 SHEET NO. 2/2	
SCALE	SIZE	X.XXX±.004(0.10)	.XXX:±0.5'	DRAWN BY	DATE	THIS DRAWING CONTAINS INFORMATION THAT IS PROPRIETARY TO TXGA INDUSTRIAL ELECTRONICS(S.Z)CO.,LTD AND SHOULD NOT BE USED WITHOUT WRITTEN PERMISSION	
5:1	A4			JACOB	10/JUL/13		